


PH2mm SMD 3in1 Indoor Full Color LED Display Screen

Model		LINSN-P2-IF-512X512				
1.LED						
Diagram	Model	Color	Intensity	View Angle	Wavelength	Test Cond.
	SMD 1515	Red	150mcd	140/140	625nm	25°C, 20mA
		Green	400mcd	140/140	520nm	25°C, 20mA
		Blue	100mcd	140/140	467nm	25°C, 20mA

The Indoor LEDs we choose have the high reliability and contrast, wide view angle and good consistency which meet the need of high refresh rate, high gray scale and keep natural color at one time with best color uniformity.


 Other Unit LED	<ol style="list-style-type: none"> 1. High contrast Matte encapsulation with non-mirror reflection 2. Good cost-performance Qualified material, copper substrate, and gold wire 3. Good consistency Strict binning, no color difference and pitting 4. High reliability Moistureproof design and low failure rate 5. Long lifespan Good thermal dissipation, low luminous degradation and power consumption
 Other Unit LED	

2.LED Module



To achieve the best visual performance of our indoor and outdoor led display,we use the best Driving IC,such as MBI5124,MY9868 with high refresh rate,high grey level with latest technology.


De-Ghosting(Lower Ghosting)



↑
Unit LED

↑
Common


Color Uniformity



↑
Unit LED

↑
Common


Grey Level



↑
Unit LED

↑
Common

Refresh Rate



↑
Unit LED

↑
Common


Resolution	64(H)×64(V)
Pitch	2mm
Density	250000 pixels/m ²
LED Arrangement	SMD1515
Driver Mode	Dynamic 1/32 Duty constant current
Size	128mm×128mm
Mask	Pure Black mask-high contrast screen

3.LED Cabinet

Indoor LED Cabinet Type -1



Indoor LED Cabinet Type -2



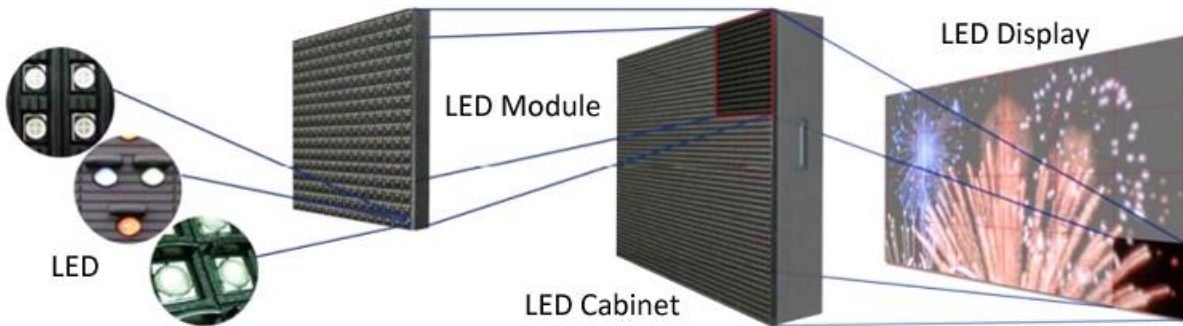
LED Cabinet Connection



Resolution	256(H)×256(V)
Size	512mm× 512mm
LED Modules	4x4=16 pcs
Weight	About 18.5 kg

4.Electricity Parameter	
Optical Ratings	
Brightness	≥1200cd/m ²
View Angle	140 degree (horizontal) 140degree(vertical)
View Distance	2m-20m
Gray Scale	14bits input, correction with 16bits
Display Color	16.7M
Brightness Adjustment	0-100 levels
Power Supply	
Operation Power	AC100-240V 50-60HZ Switch-able
Maxim Power Consumption	900 W/m ²
Average Power Consumption	380 W/m ²
Control System	
Correction Scale Level	16bits
Frame Update Frequency	60-75Hz
Screen Refresh Frequency	960-2000Hz
Gamma Correction	-5.0—5.0
Support Input	Composite Video, S-Video, DVI, HDMI., SDI, HD_SDI
Control Distance	Ethernet cable 100m, optical fiber 5km
Support VGA Mode	800×600,1024×768,1280×1024,1600×1200
Color Temperature	5000-9300 adjustable
Brightness Correction	dot by dot, module by module, cabinet by cabinet
Reliability	
Operating Temp.	-20-60 Celsius degree
Operating Humidity	10-95% RH
Operating Life	100,000 hours
MTBF	5000 hours
Continuous Working Time	≥48 hours
Protection Level	IP54
Out of Control Pixel Rate	0.01%

◆ **Solution**

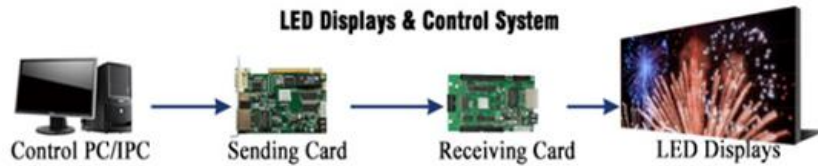


LED Displays System

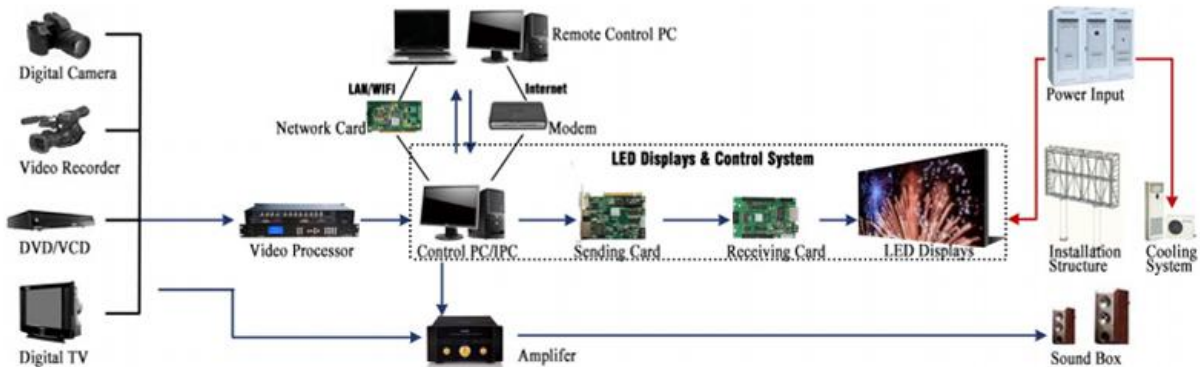
1. LED Display Body
2. Control system
3. Power Input
4. Installation Structure

For additional functions, there are relative equipments, as follows:

1. Amplifier/sound
2. Exterior Video Signal Source
3. Cooling System



LED Displays System Diagram



5.Packaging



Packing Way	Four unit boxes packed into one
Packing box size (mm)	750 * 750 * 600
Packing box size (CBM)	≈0.35 CBM/box
Packing gross weight(kg)	≈80 kg/box

Spare Parts List :

Item			Quantity	Remarks
1	1	Sending card	0	Control system backup
	2	Receiving Card & Hub Card	1	
2	3	LEDs	40	Key components of the LED Display body backup
	4	LED Module	2	
	5	Driving IC	10	
	6	Module Mask	2	
	7	Screws of Module Mask	20	
	8	Screws for LED Module	20	
	9	LED Power Supply(PSU)	2	
	10	Cooling Fan(pcs)	2	
	11	Main Power Cable(5m Long Each)	1	
	12	Main Signal Ether RJ45Cable(20m Long)	1	
	11	PowerCon of LED Cabinet(pcs)	2	
	12	Power Cable of Module(pcs)	12	
13	EtherCon of LED Cabinet(pcs)	2		
14	Flat Data Cable(16-pin) of Module(pcs)	12		
3	16	User manual of the LED display(English version)(set)	1	User manual for the LED display's convenient using, installation , maintenance
	17	User manual of the control system(English version)(set)	1	
	18	User manual of the installation(English version)(set)	1	