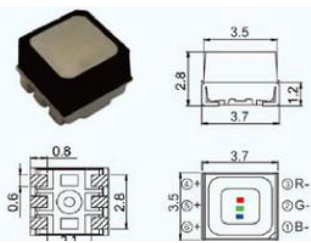
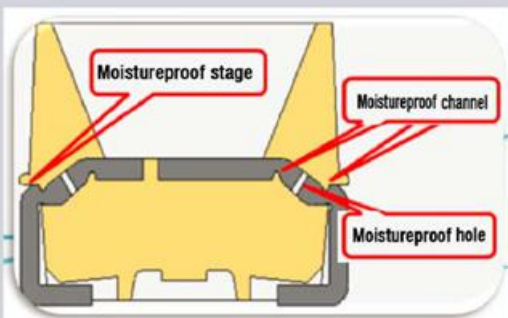


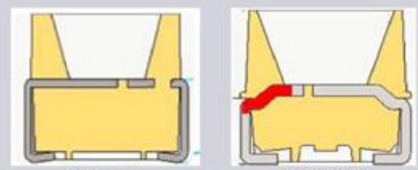
**PH10mm SMD3535 3IN1 Outdoor Full Color LED Module Specifications:**

<b>Model</b>		<b>LINSN-P10-OF-32x16</b>				
<b>1.LED</b>						
Diagram	Model	Color	Intensity	View Angle	Wavelength	Test Cond.
	SMD 3535		750mcd	140/140	620nm	25°C, 20mA
			2100mcd	140/140	520nm	25°C, 20mA
			530mcd	140/140	470nm	25°C, 20mA


The Outdoor LEDs we choose nationstar smd3535 led which have the high reliability and contrast, wide view angle and good consistency which meet the need of high brightness, high refresh rate, high gray scale and keep natural color at one time with best color uniformity.



1. High brightness  
White len, high luminous intensity
2. High contrast  
Black coating, matte encapsulation with non-mirror reflection
3. High reliability  
Dust-proof, Water-proof, UV-proof
4. Long lifespan  
Good thermal dissipation, low luminous degradation and power consumption




Other                      Unit LED




Other                      Unit LED

**2.LED Module**



De-Ghosting(Lower Ghosting)



Unit LED

Common


Color Uniformity



Unit LED

Common

Grey Level



Unit LED

Common

Refresh Rate




Unit LED

Common


Resolution	32(H)×16(V)
Pitch	10mm
Density	10000 pixels/m <sup>2</sup>
LED Arrangement	SMD3535 3IN1
Driver Mode	Dynamic 1/2 Duty constant current
Size	320mm×160mm
Mask	Pure Black mask-high contrast screen

<b>3.Electricity Parameter</b>	
<b>Optical Ratings</b>	
Brightness	5500-7000 cd/m <sup>2</sup>
View Angle	140 degree ( horizontal) 140degree(vertical)
View Distance	10m-100m
Gray Scale	14bits input, correction with 16bits
Display Color	16.7M
Brightness Adjustment	0-100 levels
<b>Power Supply</b>	
Operation Power	AC100-240V 50-60HZ Switch-able
Maxim Power Consumption	800 W/m <sup>2</sup>
Average Power Consumption	320 W/m <sup>2</sup>
<b>Control System</b>	
Correction Scale Level	16bits
Frame Update Frequency	60-75Hz
Screen Refresh Frequency	960-1920Hz
Gamma Correction	-5.0—5.0
Support Input	Composite Video, S-Video, DVI, HDMI., SDI, HD_SDI
Control Distance	Ethernet cable 100m, optical fiber 5km
Support VGA Mode	800×600,1024×768,1280×1024,1600×1200
Color Temperature	5000-9300 adjustable
Brightness Correction	dot by dot, module by module, cabinet by cabinet
<b>Reliability</b>	
Operating Temp.	-20-60 Celsius degree
Operating Humidity	10-95% RH
Operating Life	100,000 hours
MTBF	5000 hours
Continuous Working Time	≥48 hours
Protection Level	IP65 Waterproof Front
Out of Control Pixel Rate	0.01%

**P10 SMD LED Panel Pictures:**



**P10 SMD 32X16 LED Module Face View**



**P10 SMD 32X16 LED Module Back View**